

# PHYSIOLASER 6.0 PRO

## LASER THERAPY

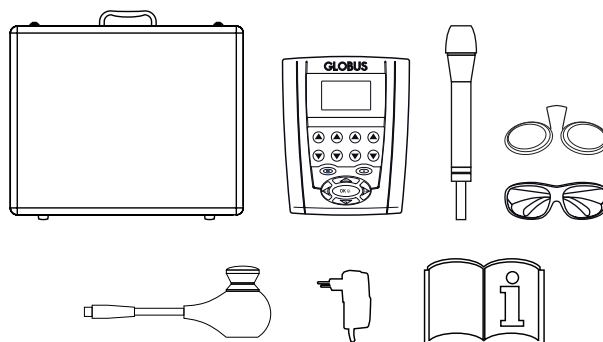
PHYSIOLASER 6.0 PRO IS A DEVICE OF SMALL WEIGHT AND SIZE, SUITABLE BOTH TO BE PLACED ON A STUDIO CART AND TO BE TRANSPORTED, IF NECESSARY, TO OTHER LOCATIONS. WITH ITS MAXIMUM POWER OF 6W, IT IS IDEAL FOR TREATING OSTEOARTICULAR AND MUSCULAR PATHOLOGIES, QUICKLY REDUCING PAIN AND EDEMA AND ACCELERATING THE RECOVERY OF INJURED AND INFLAMED TISSUES.

### TECHNICAL SPECIFICATIONS

<b>Display</b>
2.6", backlit
<b>Laser source</b>
Class 4 GaAlAs diode
<b>Maximum power</b>
6W $\pm$ 20%
<b>Compatible with a wavelength of</b>
808nm
980nm and 1064nm (optional)
<b>Issue</b>
Pulsed and continuous
<b>Target area dimensions</b>
11 mm optic
22 mm optic (optional)
<b>Frequency</b>
Up to 10,000Hz
<b>Power supply</b>
Mains and rechargeable batteries
<b>Size and weight</b>
220x170x60 mm - 790 g

### STANDARD EQUIPMENT





- 1 Suitcase
- 1 PHYSIOLASER 6.0 PRO device
- 1 808nm laser handpiece with 11mm optic
- 2 Protection glasses (patient and operator)
- 1 Emergency button
- 1 Power supply unit
- 1 Operating manual



### PURCHASE OPTIONS

- Cod. G5994 MP 980nm handpiece
- Cod. G5996 1064nm handpiece, maximum power 3W
- Cod. G6092 22 mm optic



-  FAVORITES
-  PROGRAMMABLE
-  BATTERY PACK
-  MAINS POWER SUPPLY

# PHYSIOLASER 6.0 PRO

## LASER THERAPY

### MEDICAL PROGRAM LIST

Rev. En\_09\_2021

#### 808nm WAVELENGTH PROGRAMS

##### MUSCULOSKELETAL

###### GENERAL

Arthrosis

Rheumatoid arthritis

Muscle injuries

Muscle contracture

Radiculopathies

Tendinopathies

Neuralgia

Bursitis

Edema

###### ARM - HAND

Arthrosis

Rheumatoid arthritis

Epicondylitis

Carpal tunnel

Wrist pain

Tendinitis

Edema

###### KNEE

Arthrosis

Rheumatoid arthritis

Acute pain

Chronic pain

Meniscus pain

Bursitis

Patello-femoral

Edema

Ligament injury

Gonalgia

Sprain

Chondropathy

Patello-femoral tendinitis

###### FOOT - ANKLE

Arthrosis

Rheumatoid arthritis

Ankle pain

Plantar fasciitis

Achilles tendon

Sprain

Edema

Heel pain

###### BACK

Vertebral arthrosis

Acute pain

Lumbago

Myofascial pain

Radiculopathies

Rheumatoid arthritis

###### SHOULDER

Myofascial pain

Arthrosis

Adhesive capsulitis

Bursitis

Subacromial impingement

Tendinitis

Tendon injuries (cuff)

Rheumatoid arthritis

###### HEAD - NECK

Arthrosis

Radiculopathies

Chronic cervical

Temporo-mandibular pain

Rheumatoid arthritis

Trigeminal neuralgia

##### DERMATOLOGY

Ulcers

Wounds

#### 980nm WAVELENGTH PROGRAMS

Antalgic

Cervical Pain

Lumbar pain

Bursitis

Baker's cyst

Cruralgia

De Quervain syndrome

Sprains

Contusions

Acute pain

Chronic pain

Edemas

Hematomas

Extended hematomas

Epicondylitis

Epitrochleitis

Discal hernia

Fibromyalgia

Inflammations

Ligament injury

Muscle injuries

Meniscus pain

Synovitis

Muscle strains

Tendinopathy

Carpal Tunnel